




# Reserve Analyst



**Master Test Study**  
**Some City, AZ**  
Account COLSS108 -- Version DRAFT I  
January 15, 2008

This is the stuff  
address  
City, State zip

*Prepared By*

*Quality Check By*



# TABLE OF CONTENTS

## Master Test Study

### **PART II • RESERVE STUDY**

Current Assessment Funding Model Summary ..... 2-1

### **Other Report**

This is a User Defined Page ..... 3-1

Threshold Funding Model Summary ..... 3-2

Threshold Funding Model Projection ..... 3-3

Annual Expenditure Detail ..... 3-4




**Master Test Study**  
 Some City, AZ  
**Current Assessment Funding Model Summary**

Report Date	January 15, 2008
Account Number	COLSS108
Version	DRAFT I
Budget Year Beginning	July 01, 2000
Budget Year Ending	June 30, 2001
Total Units	3
Phase Development	1 of 1

<i>Report Parameters</i>	
Inflation	3.00%
Annual Assessment Increase	5.00%
Interest Rate on Reserve Deposit	3.00%
Tax Rate on Interest	30.00%
Contingency	3.00%
2000 Beginning Balance	\$13,000.00

<i>Current Assessment Funding Model Summary of Calculations</i>	
Required Monthly Contribution	\$1,500.00
<i>\$500.00 per unit monthly</i>	
Average Net Monthly Interest Earned	<u>\$40.14</u>
Total Monthly Allocation to Reserves	\$1,540.14
<i>\$513.38 per unit monthly</i>	



This is the beginning of the next project in the report.

Please note how the header follows the project being printed.



**Test Association Inc**  
Some Town, Oregon  
**Threshold Funding Model Summary**

Report Date	January 01, 2008
Budget Year Beginning	January 01, 2010
Budget Year Ending	December 31, 2010

***Report Parameters***

Inflation	3.00%
Annual Assessment Increase	3.00%
Interest Rate on Reserve Deposit	3.00%
Tax Rate on Interest	30.00%
Contingency	3.00%
2010 Beginning Balance	

***Threshold Funding Model Summary of Calculations***


Required Annual Contribution	\$85.40
Average Net Annual Interest Earned	<u>\$0.98</u>
Total Annual Allocation to Reserves	\$86.38



**Test Association Inc**  
**Threshold Funding Model Projection**

Beginning Balance: \$0

Year	Current Cost	Annual Contribution	Annual Interest	Annual Expenditures	Projected Ending Reserves	Fully Funded Reserves	Percent Funded
2010	333	85	1		86	200	43%
2011	343	88	3		177	275	64%
2012	353	91	5		273	354	77%
2013	364	93	2	243	125	180	69%
2014	375	75	1	125	76	128	59%
2015	386	78	3		156	209	74%
2016	398	80	4		241	295	81%
2017	410	82	6		329	386	85%
2018	422	85	2	281	135	184	73%
2019	434	87	4		226	277	81%
2020	448	90	3	149	170	216	78%
2021	461	93	5		267	315	84%
2022	475	95	7		369	420	87%
2023	489	98	2	326	144	184	77%
2024	504	101	4		249	291	85%
2025	519	104	6		360	404	89%
2026	534	107	5	178	294	334	88%
2027	550	111	8		413	454	90%
2028	567	114	2	378	151	180	83%
2029	584	117	5		273	303	90%
2030	601	121	7		401	432	92%
2031	619	125	10		535	570	93%
2032	638	128	8	213	459	489	93%
2033	657	132	2	438	155	170	91%
2034	677	136	5		296	311	95%
2035	697	140	8		444	460	96%
2036	718	144	11		600	618	97%
2037	740	149	14		763	785	97%
2038	762	144	2	762	147	153	96%
2039	785	149	5		301	315	95%



**Test Association Inc  
Annual Expenditure Detail**

Description	Expenditures
<i>No Replacement in 2010</i>	
<i>No Replacement in 2011</i>	
<i>No Replacement in 2012</i>	
<b>Replacement Year 2013</b>	
Second Database Rec# 2	243
<b>Total for 2013</b>	<u>\$243</u>
<b>Replacement Year 2014</b>	
Second Database Rec# 1	125
<b>Total for 2014</b>	<u>\$125</u>
<i>No Replacement in 2015</i>	
<i>No Replacement in 2016</i>	
<i>No Replacement in 2017</i>	
<b>Replacement Year 2018</b>	
Second Database Rec# 2	281
<b>Total for 2018</b>	<u>\$281</u>
<i>No Replacement in 2019</i>	
<b>Replacement Year 2020</b>	
Second Database Rec# 1	149
<b>Total for 2020</b>	<u>\$149</u>
<i>No Replacement in 2021</i>	
<i>No Replacement in 2022</i>	
<b>Replacement Year 2023</b>	
Second Database Rec# 2	326
<b>Total for 2023</b>	<u>\$326</u>
<i>No Replacement in 2024</i>	
<i>No Replacement in 2025</i>	
<b>Replacement Year 2026</b>	
Second Database Rec# 1	178
<b>Total for 2026</b>	<u>\$178</u>



**Test Association Inc  
Annual Expenditure Detail**

Description	Expenditures
<i>No Replacement in 2027</i>	
<b>Replacement Year 2028</b>	
Second Database Rec# 2	378
<b>Total for 2028</b>	<b>\$378</b>
<i>No Replacement in 2029</i>	
<i>No Replacement in 2030</i>	
<i>No Replacement in 2031</i>	
<b>Replacement Year 2032</b>	
Second Database Rec# 1	213
<b>Total for 2032</b>	<b>\$213</b>
<b>Replacement Year 2033</b>	
Second Database Rec# 2	438
<b>Total for 2033</b>	<b>\$438</b>
<i>No Replacement in 2034</i>	
<i>No Replacement in 2035</i>	
<i>No Replacement in 2036</i>	
<i>No Replacement in 2037</i>	
<b>Replacement Year 2038</b>	
Second Database Rec# 1	254
Second Database Rec# 2	508
<b>Total for 2038</b>	<b>\$762</b>